

Smarter giving. Greater good.



philanthropy
NETWORK
GREATER PHILADELPHIA

2016 Membership Profile

Contents

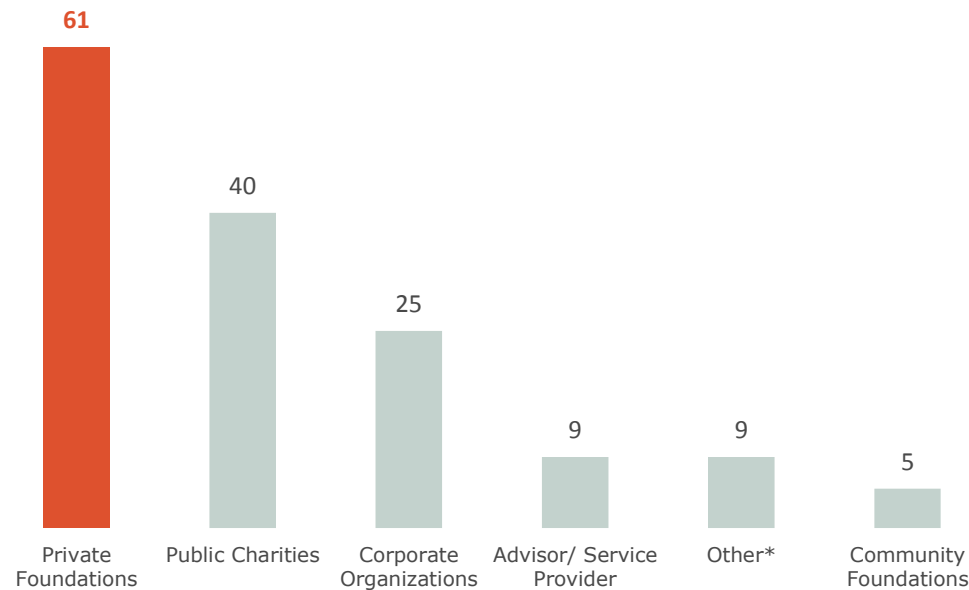
- Philanthropy Network Membership Snapshot
- Organization Membership Profile
- Funding Interests and Affinity Group Engagement

Philanthropy Network Membership Snapshot

- In 2016, Philanthropy Network's membership was comprised of **149 grantmaking organizations**
- From these organizations, **974 staff and trustees/board members** held active Philanthropy Network accounts
- Member **attendance totaled 1,022** at Philanthropy Network's **46 events**
- Members participated in **9 Funder Groups**

Organization Membership Profile

Membership by Funder Type



* "Other" includes Operating Foundations and Giving Circle Pilot Members

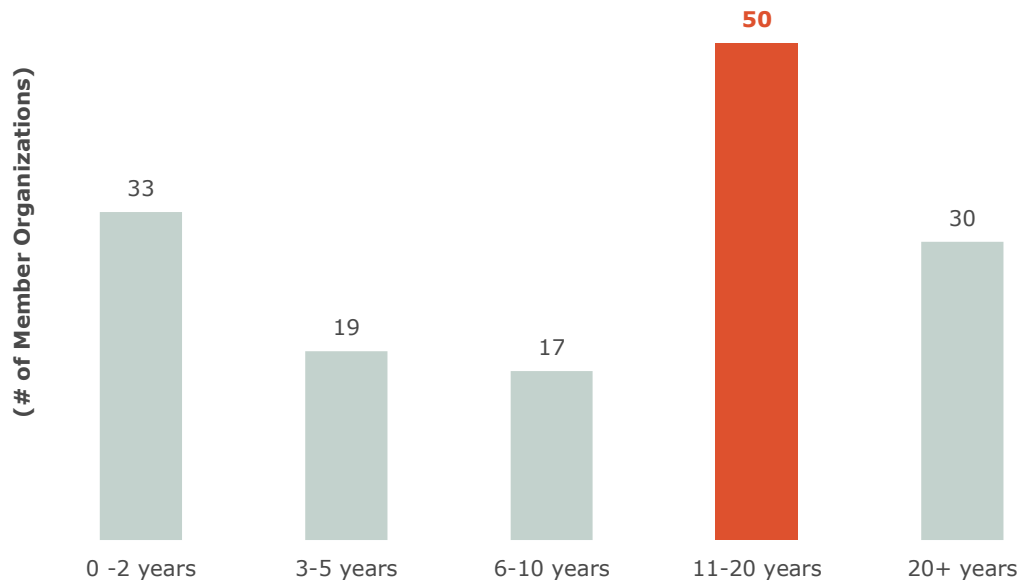
2016 Membership Breakdown:

- **41%** Private Foundations; among 61 organizations:
 - **26** are Family Foundations
 - **35** are Independent Foundations
- **27%** Grantmaking Public Charities
- **17%** Corporate Organizations

Organization Membership Profile

Philanthropy Network Member Longevity:

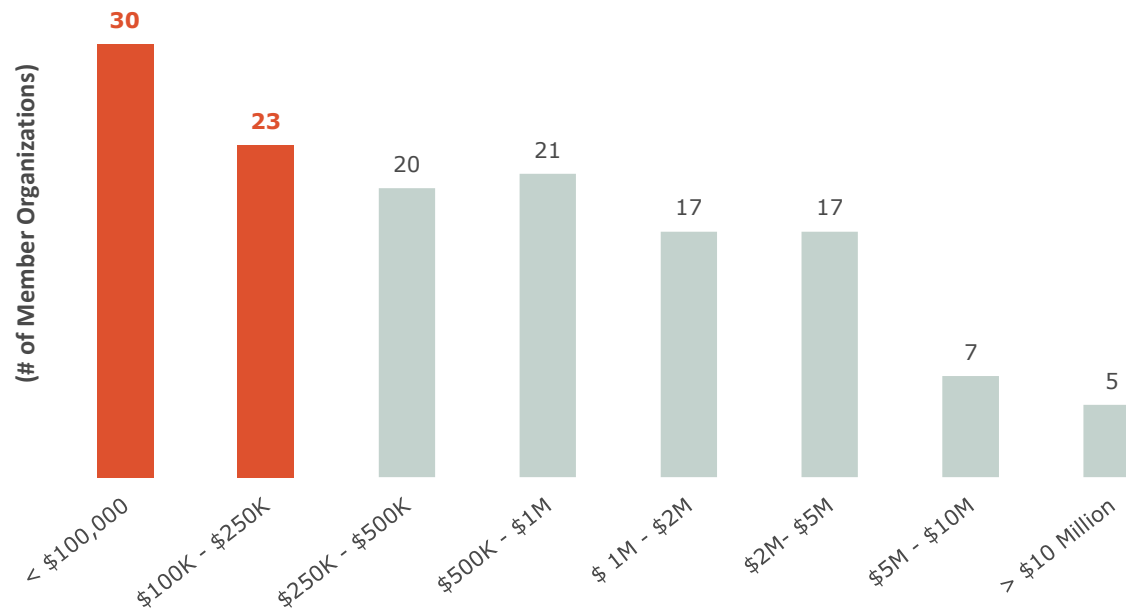
Membership in Years



- **35%** of organizations have been members for **5 years or less**
- **11%** of organizations have been members for **6 to 10 years**
- **34%** of organizations have been members for **11-20 years**
- **20%** of organizations have been members for **20 or more years**
- **9%** of organizations (13) have been members **since our founding in 1988**

Organization Membership Profile

2016 Reported Grantmaking*



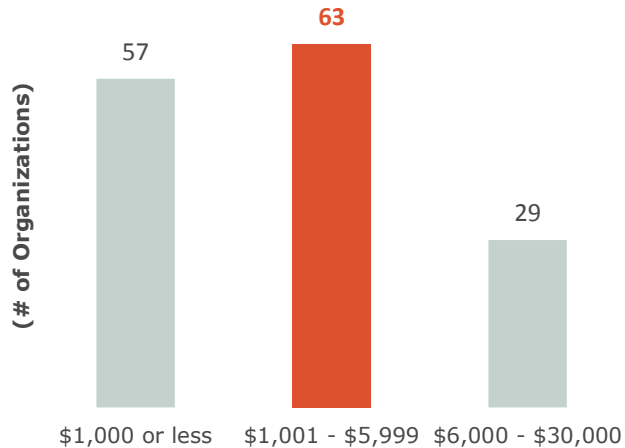
*Represents grant \$ allocated in FY15; Does not include Wealth Advisor/Family Office and Professional Service Provider members

Philanthropy Network Member Grantmaking in FY15:

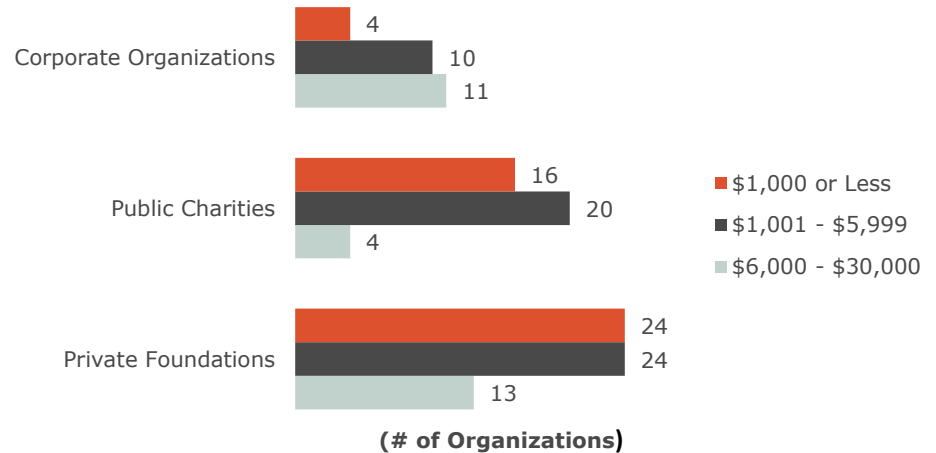
- **63% of organizations (94)** reported grantmaking of **less than \$1 Million**
- **28% of organizations (41)** reported grantmaking of **between \$1 Million and \$10 Million**
- **3% of organizations (5)** reported grantmaking of over **\$10 Million**

Organization Membership Profile

Membership by 2016 Dues Paid
(All Members)

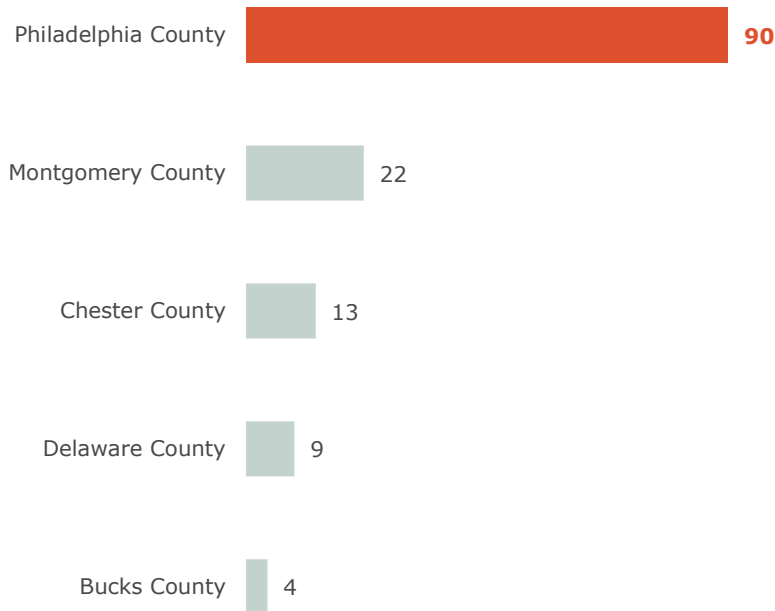


2016 Dues Level by Funder Type
(3 Largest Member Categories)



Organization Membership Profile

Member Distribution: 5 County Philadelphia Region

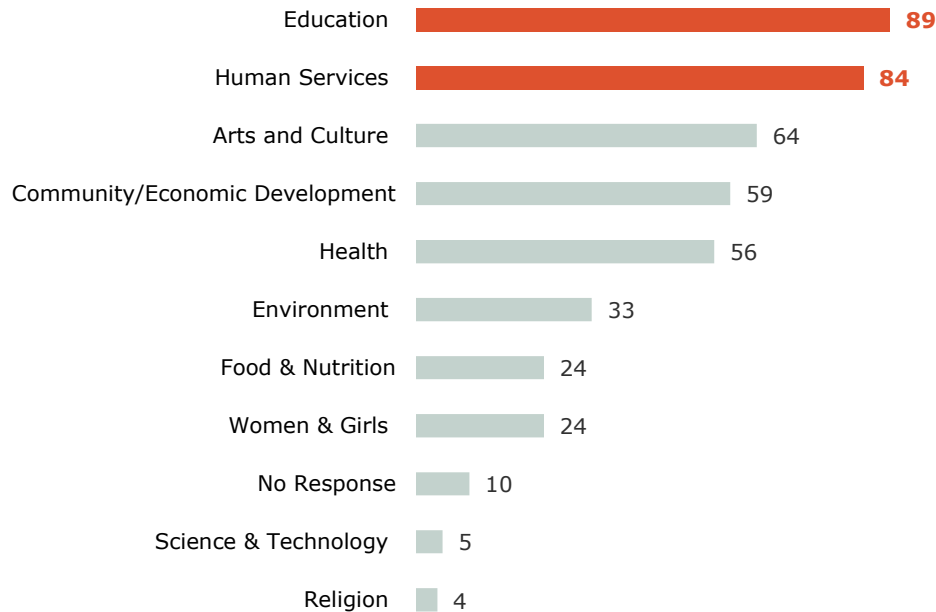


Philanthropy Network Membership Geography:

- **93%** of our membership is located in the **5-county region of Southeastern PA**
 - **60%** in Philadelphia County
 - **15%** in Montgomery County
 - **9%** in Chester County
 - **6%** in Delaware County
 - **3%** in Bucks County
- **Of the remaining membership...**
 - 5 organization are in NJ
 - 3 organization are in the Lehigh Valley
 - 1 organization is in Berks County
 - 2 organizations are located outside the region (IL and VA) though a trustee or staff member may be local

Organization Membership Profile

Self-Identified Funding Interests*



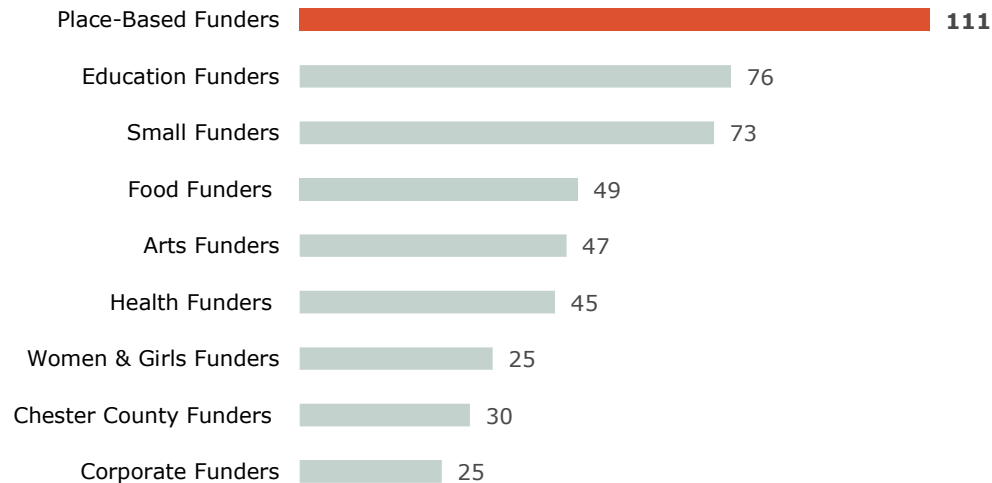
*Members can select multiple interest areas; not all members identify interest areas

Among Philanthropy Network Member Organizations Identifying Funding Interests:

- **60%** identified **Education** as a funding interest
- **56%** identified **Human Services** as a funding interest
- **43%** identified **Arts and Culture** as a funding interest
- **40%** identified **Community & Economic Development** as a funding interest
- **38%** identified **Health** as a funding interest

Organization Membership Profile

Funder Group Member Representation*



*Representation by an organization means at least one individual member belongs to a group.

Funder Group Membership Summary:

- **Philanthropy Network has 9 active Funder Groups**
- **100%** of organizations (**149**) are represented in **at least one Funder Group**
- **91#%** of organizations (**136**) are represented in **at least two Funder Groups**